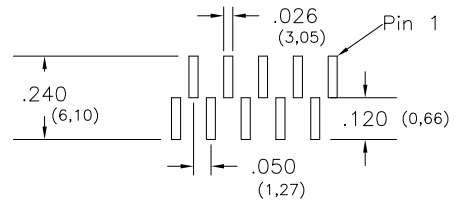
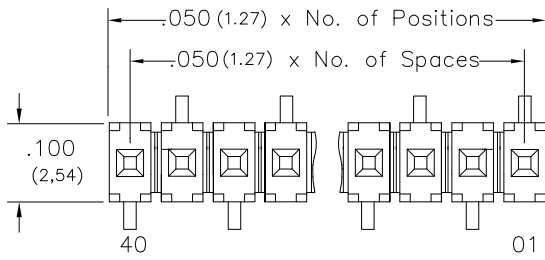
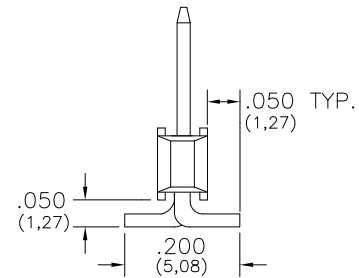
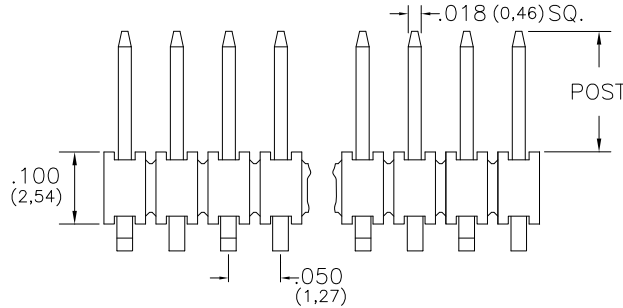


Major League Electronics .050x.100 cl Terminal Strip Headers - Surface Mount - Vertical - Custom



Recommended P.C. Board Layout



Tails may be clipped to achieve desired pin length

Ordering Information

TSHSM-6 [XX] - S - [XX] - [XX] - V - [XX] - M - [XX] - [X] - LF

Pins Per Row
01 - 40

Row Specification
S = Single Row

Lead Free

Packing Information

TR-P = Tape and Reel with Plastic Pick and Place pad

TB-P = Tube with Plastic Pick and Place Pad

TB-0 = Tube without Pick and Place Pad

If left blank, packaging at MLE's discretion
Pad may be metal, mylar or plastic

Footprint

M = pin 1 right

Polarized Position

Leave blank if not needed

If required, specify empty pin position, e.g. 012 for Pin 12

Vertical

Pin Options

Post Height		
.100	2.54mm	04
.125	3.18mm	06
.190	4.83mm	08
.205	5.13mm	10
.230	5.84mm	12
.285	7.24mm	14
.335	8.51mm	16
.390	9.91mm	18
.405	10.29mm	20
.430	10.92mm	22
.485	12.32mm	24
.535	13.59mm	26
.605	15.37mm	28
.655	16.64mm	30

Plating Options

G	10µ Gold on Contact Area / Flash on Tail
T	Matte Tin All Over
GT	10µ Gold on Contact Area / Matte Tin on Tail
H	30µ Gold on Contact Area / Matte Tin on Tail
F	Gold Flash over Entire Pin

Specifications

Current Rating: 1.0 Ampere

Insulation Resistance: 1000MΩ Min.

Dielectric Withstanding: 300V AC

Contact Resistance: 20 mΩ Max.

Operating Temperature: -40°C to + 105°C

Max. Process Temperature:

Peak: 260°C up to 10 secs.

Process: 230°C up to 60 secs.

Wave: 260°C up to 6 secs.

Reflow: 260°C up to 10 secs.

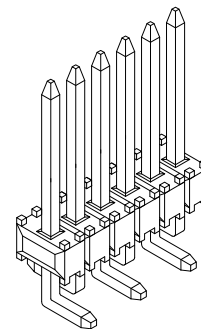
Manual Solder: 350°C up to 5 secs.

Materials

Contact Material: Phosphor Bronze

Insulator Material: Nylon 6T

Plating: Au or Sn over 50µ" (1.20) Ni



Mates with:
LSSHs,
SMSS,
SSHs

Products cut to specific sizes are uncancellable/nonreturnable

Parts are subject to change without notice

TSHSM-6-SV-M SERIES

Terminal Strip Headers - Surface Mount

05 FEB 07

Scale
NTS

UNLESS OTHERWISE SPECIFIED
DIMENSIONS IN INCHES (MM)
TOLERANCES ARE:

ONE PLACE DECIMALS ±.100
TWO PLACE DECIMALS ±.010
THREE PLACE DECIMALS ±.005
FOUR PLACE DECIMALS ±.0020

ANGLES
±.5°



4235 Earnings Way, New Albany, Indiana, 47150, USA

1-800-782-3486 (USA/Canada/Mexico)

Tel: 812-944-7244

Fax: 812-944-7268

E-mail: mle@mlelectronics.com

Web: www.mlelectronics.com

Revision
B

Sheet
1/2

Revisions

Revision B - (25th October 2010)

Correction to dimension from bottom of insulator to bottom of pin, height changed from .50 to .050 (1.27).

Products cut to specific sizes are uncancellable/nonreturnable

Parts are subject to change without notice

TSHSM-6-SV-M SERIES

Terminal Strip Headers - Surface Mount

05 FEB 07

Scale
NTS

UNLESS OTHERWISE SPECIFIED
DIMENSIONS IN INCHES (MM)
TOLERANCES ARE:

ONE PLACE DECIMALS ±.100
TWO PLACE DECIMALS ±.010
THREE PLACE DECIMALS ±.005
FOUR PLACE DECIMALS ±.0020

ANGLES
±5°



4235 Earnings Way, New Albany, Indiana, 47150, USA
1-800-782-3486 (USA/Canada/Mexico)
Tel: 812-944-7244
Fax: 812-944-7268
E-mail: mle@mlelectronics.com
Web: www.mlelectronics.com

Revision
B

Sheet
2/2