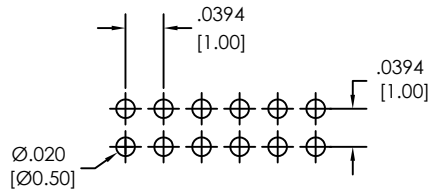
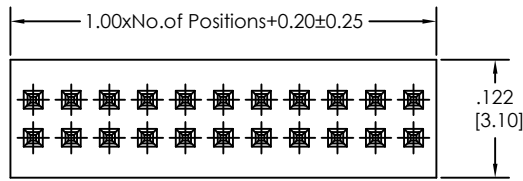
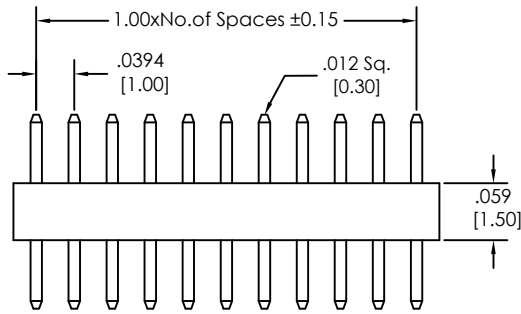


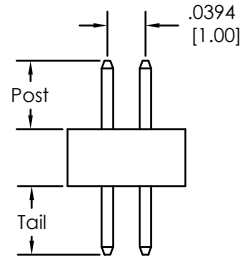
Major League Electronics .0394 cl Terminal Strip Header - Straight



Recommended P.C. Board Layout



Length - Post Height - .059 [1.50] = Tail Length



Ordering Information

TSHS-7 - - - - - - - - LF

Pins Per Row
02-40

Row Specification
D = Dual Row

Lead Free

Polarized Position
Leave blank if not needed
If required, specify empty pin position,
e.g. 012 for Pin 12

Pin Options		
Length		
Inches	MM	
0.216	5.49	04
0.266	6.76	06
0.316	8.03	08
0.366	9.30	10
0.416	10.57	12

Plating Options

F	- Gold Flash Over Entire Pin
T	- Matte Tin Over Entire Pin

Post Height Options

A = .075 (1.90)
B = .158 (4.00)

Specification

Electrical:

Rated Current: 1.0AMP

Contact Resistance: 20mΩ max

Withstand Voltage: 300V AC

Insulation Resistance: 1000MΩ min

Operation Temperature: -40°C to +105°C

Max. Process Temperature

Wave Solder: Solder Temp 260 ±5°C

Immersion period: 5 ±5 secs.

Reflow Solder: Pre-Heat Temp: 100~150°C for 60 secs max.

Temperature: min. 210°C for 30 secs max.

Peak Temperature: 260 ±5°C, 10 ±5 secs.

Manual Solder: 245 ±3°C 3~5 secs.

Material:

Contact Material: Phosphor Bronze

Insulator Material: Polyester, UL94V-0 LCP

Mates with:
LSMSS-7

Products cut to specific sizes are uncancellable/nonreturnable

Parts are subject to change without notice

TSHS-7-D SERIES

.0394 cl Dual Row - Straight
Terminal Strip Header

18 NOV 10

Scale
NTS

UNLESS OTHERWISE SPECIFIED
DIMENSIONS IN INCHES [MM]
TOLERANCES ARE:

ONE PLACE DECIMALS ±.010
TWO PLACE DECIMALS ±.006
THREE PLACE DECIMALS ±.004
ANGLES: X.±3.0° .X±2.0°
.XX±1.0° .XXX±0.5°



4235 Earnings Way, New Albany, Indiana, 47150, USA
1-800-782-3486 (USA/Canada/Mexico)
Tel: 812-944-7244
Fax: 812-944-7268
E-mail: mle@mlelectronics.com
Web: www.mlelectronics.com

Revision
C

Sheet
1/2

Revisions

Revision C - (8th Dec 2012)

Plating options amended.

Removed:

FT: Gold Flash on Contact Area / Matte Tin on Tail

Revision B - (17th June 2011)


Amendment to ordering grid.

Revision A

Maximum Post Height options included

Revision B

Max options removed and Post Height options A=.075(1.90) and B=.158(4.00) added.

	TSHS-7-D SERIES	.0394 cl Dual Row - Straight Terminal Strip Header	18 NOV 10	Scale NTS
UNLESS OTHERWISE SPECIFIED DIMENSIONS IN INCHES [MM] TOLERANCES ARE: ONE PLACE DECIMALS ±.010 TWO PLACE DECIMALS ±.006 THREE PLACE DECIMALS ±.004 ANGLES: X.±3.0° .X±2.0° .XX±1.0° .XXX±0.5°		4235 Earnings Way, New Albany, Indiana, 47150, USA 1-800-782-3486 (USA/Canada/Mexico) Tel: 812-944-7244 Fax: 812-944-7268 E-mail: mle@mlelectronics.com Web: www.mlelectronics.com		Revision C

