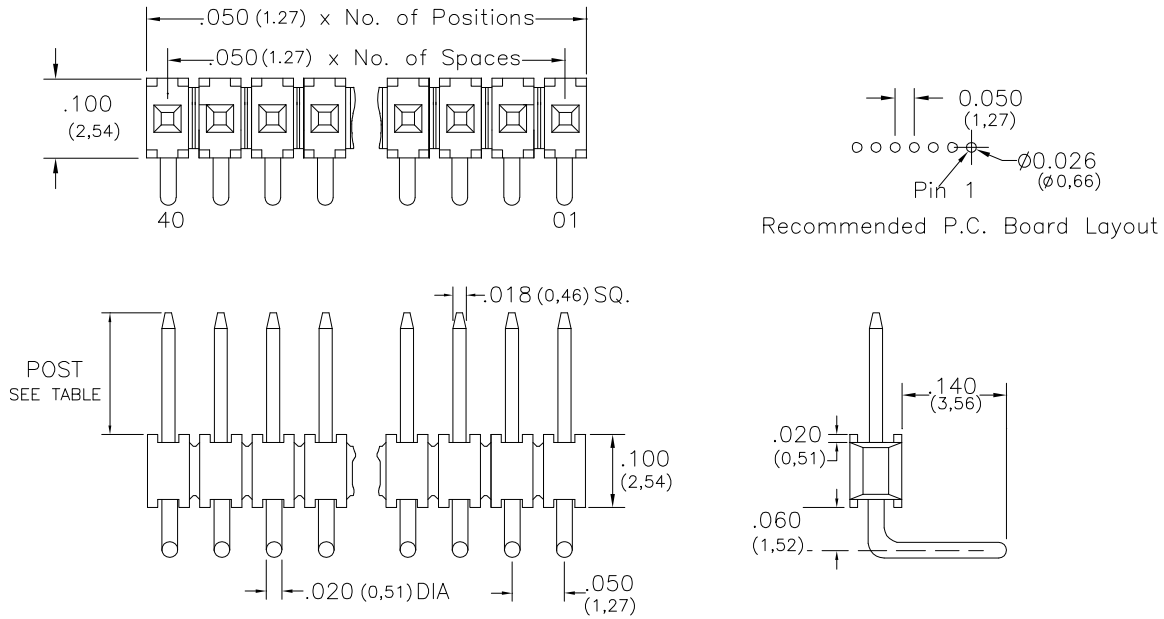
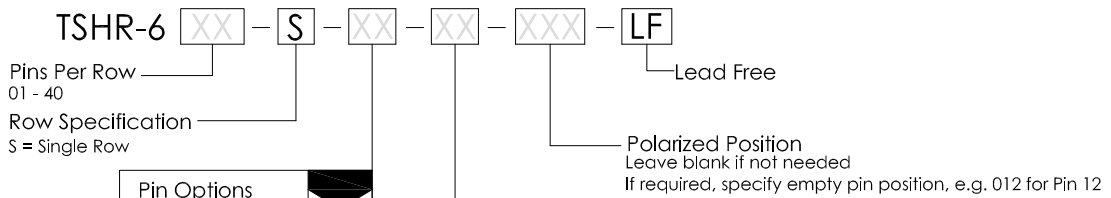


Major League Electronics .050x.100 cl Terminal Strip Header - Right Angle



Tails may be clipped to achieve desired pin length

Ordering Information



Pin Options		
Post Height - .140 Tail		
.100	2.54mm	04
.125	3.18mm	06
.180	4.57mm	08
.230	5.84mm	10
.285	7.24mm	12
.300	7.62mm	14
.325	8.25mm	16
.380	9.65mm	18
.430	10.92mm	20
.500	12.70mm	22
.725	18.41mm	24

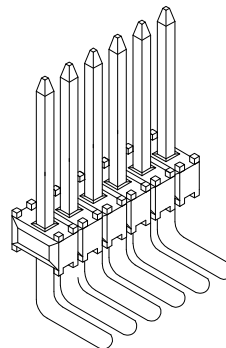
Plating Options	
G	10µ Gold on Contact Area / Flash on Tail
T	Matte Tin All Over
GT	10µ Gold on Contact Area / Matte Tin on Tail
H	30µ Gold on Contact Area / Matte Tin on Tail
F	Gold Flash over Entire Pin

Specifications

- Current Rating: 1.0 Ampere
- Insulation Resistance: 1000MΩ Min.
- Dielectric Withstanding: 300V AC
- Contact Resistance: 20 mΩ Max.
- Operating Temperature: -40°C to + 105°C
- Max. Process Temperature:
 - Peak: 260°C up to 10 secs.
 - Process: 230°C up to 60 secs.
 - Wave: 260°C up to 6 secs.
 - Manual Solder: 350°C up to 5 secs.

Materials

- Contact Material: Phosphor Bronze
- Insulator Material: Nylon 6T
- Plating: Au or Sn over 50µ" (1.27) Ni



Mates with:
LSSHs,
SMSS,
SSHS

Products cut to specific sizes are uncancellable/nonreturnable

Parts are subject to change without notice

TSHR-6-S SERIES	.050 cl Single Row - Right Angle Terminal Strip Header	07 FEB 07	Scale NTS
<small>UNLESS OTHERWISE SPECIFIED DIMENSIONS IN INCHES (MM) TOLERANCES ARE: ONE PLACE DECIMALS ±.100 TWO PLACE DECIMALS ±.010 THREE PLACE DECIMALS ±.005 FOUR PLACE DECIMALS ±.0020 ANGLES ±.5°</small>		4235 Earnings Way, New Albany, Indiana, 47150, USA 1-800-782-3486 (USA/Canada/Mexico) Tel: 812-944-7244 Fax: 812-944-7268 E-mail: mle@mlelectronics.com Web: www.mlelectronics.com	Edition 1
			Sheet 1/1