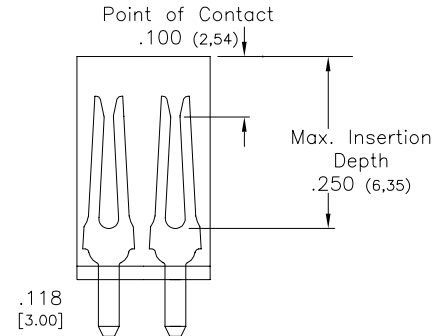
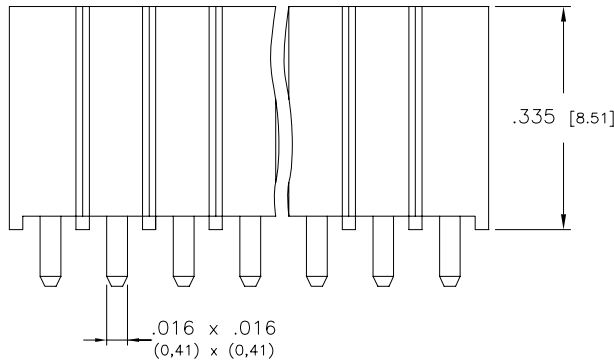
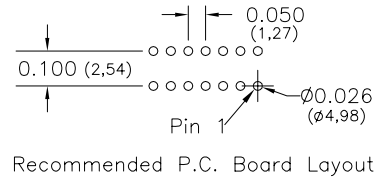
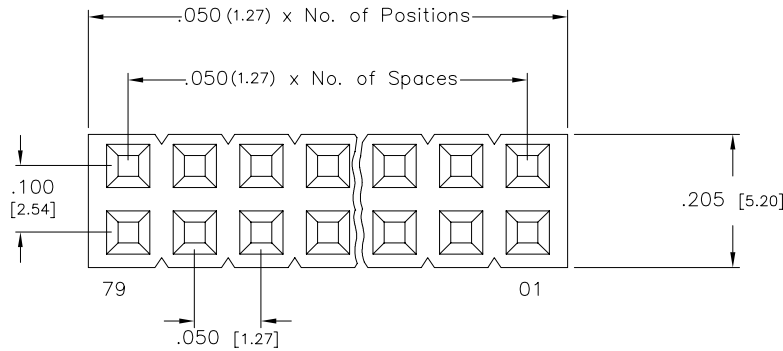


Major League Electronics .050x.100 cl Socket Strips - Straight



Tails may be clipped to achieve desired pin length

Ordering Information

SSHS-6 - D - 01 - - - LF

Pins Per Row
01 - 40
Row Specification
D = Dual Row

Lead Free

Polarized Position
Leave blank if not needed
If required, specify empty pin position, e.g. 012 for Pin 12

Pin Options				
Length		Tail Length		
.335	8.50mm	.118	3.00mm	01

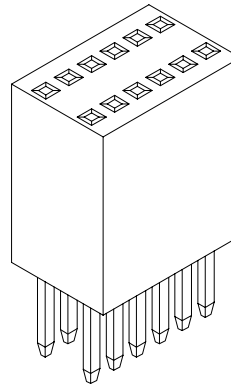
Plating Options	
G	10µ Gold on Contact Area / Flash on Tail
T	Matte Tin All Over
GT	10µ Gold on Contact Area / Matte Tin on Tail
H	30µ Gold on Contact Area / Matte Tin on Tail
F	Gold Flash over Entire Pin

Specifications

- Insertion Depth: .135 (3.43) to .250 (6.35)
- Insertion Force - Per Contact - H Plating:
8.0oz. (2.22N) avg. with .018 (0.46) sq. pin
- Withdrawal Force - Per Contact - H Plating:
6.0 oz. (1.67N) avg. with 0.18 (0.46) sq. pin
- Current Rating: 1.0 Ampere
- Insulation Resistance: 1000MΩ Min.
- Dielectric Withstanding: 300V AC
- Contact Resistance: 20 mΩ Max.
- Operating Temperature: -40°C to + 105°C
- Max. Process Temperature:
Peak: 260°C up to 10 secs.
Process: 230°C up to 60 secs.
Wave: 260°C up to 6 secs.
Manual Solder: 350°C up to 5 secs.

Materials

- Contact Material: Phosphor Bronze
- Insulator Material: Nylon 6T
- Plating: Au or Sn over 50µ" (1.27) Ni



Mates with:
TSHS
TSHC
TSHR
TSHSM
BSTS
BSTC
BSTCM

Products cut to specific sizes are uncancellable/nonreturnable

Parts are subject to change without notice

SSHS-6-D SERIES

.050x.100 cl Dual Row - Straight
Socket Strips

06 FEB 07

Scale
NTS

UNLESS OTHERWISE SPECIFIED
DIMENSIONS IN INCHES (MM)
TOLERANCES ARE:

ONE PLACE DECIMALS ±.100
TWO PLACE DECIMALS ±.010
THREE PLACE DECIMALS ±.005
FOUR PLACE DECIMALS ±.0020

ANGLES
±3°



4235 Earnings Way, New Albany, Indiana, 47150, USA
1-800-782-3486 (USA/Canada/Mexico)
Tel: 812-944-7244
Fax: 812-944-7268
E-mail: mle@mlelectronics.com
Web: www.mlelectronics.com

Edition
1

Sheet
1/1