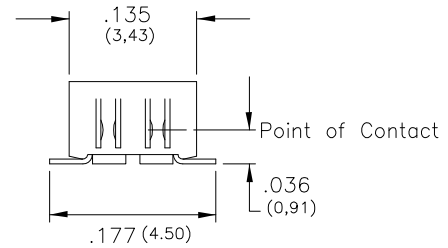
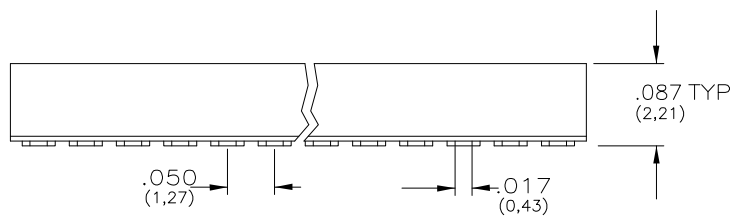
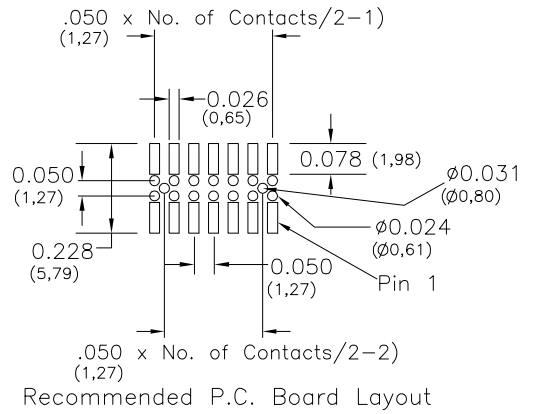
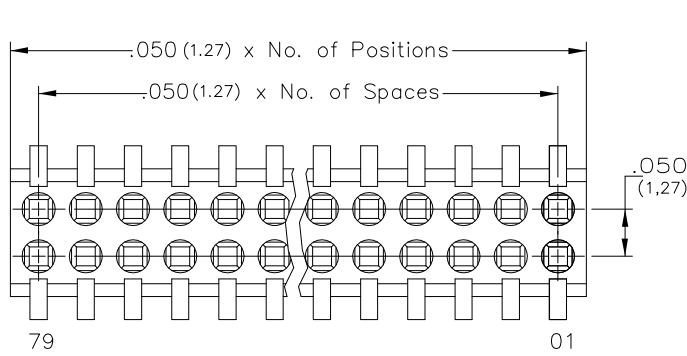


# Major League Electronics .050x.050 cl Socket Strip - Low Profile - Bottom Entry



Tails may be clipped to achieve desired pin length

## Ordering Information

LSSHS-5  - D - 04 -  -  -  -  -  - LF

Pins Per Row  
01 - 40

Row Specification  
D = Dual Row

Surface Mount  
04 = Bottom Entry

Lead Free

### Packing Information

TR-P = Tape and Reel with Plastic Pick and Place pad  
TB-P = Tube with Plastic Pick and Place pad  
TB-0 = Tube without Pick and Place Pad  
*If left blank, packaging at MLE's discretion  
Pad may be metal, mylar or plastic*

### Polarized Position

Leave blank if not needed  
If required, specify empty pin position, e.g. 012 for Pin 12

Plating Options	
10µ Gold on Contact Area / Flash on Tail	G
Matte Tin All Over	T
Gold Flash over Entire Pin	F

## Specifications

Insertion Depth: .095 (2.41) Minimum

Insertion Force - Per Contact - H Plating:

3.8oz. (1.05N) avg. with .016 (0.41) sq. pin

Withdrawal Force - Per Contact - H Plating:

2.0 oz. (0.56N) avg. with 0.16 (0.41) sq. pin

Current Rating: 1.5 Ampere

Insulation Resistance: 1000MΩ Min.

Dielectric Withstanding: 300V AC

Contact Resistance: 20 mΩ Max.

Operating Temperature: -40°C to + 105°C

Max. Process Temperature:

Peak: 260°C up to 10 secs.

Process: 230°C up to 60 secs.

Wave: 260°C up to 6 secs.

Reflow: 260°C up to 10 secs.

Manual Solder: 350°C up to 5 secs.

## Materials

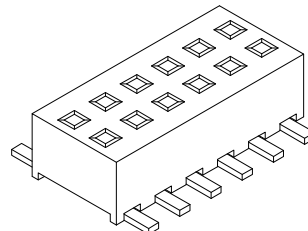
Contact Material: Phosphor Bronze

Insulator Material: Nylon 6T

Plating: Au or Sn over 50µ" (1.27) Ni

## Mates with:

BSTC,  
BSTCM,  
BSTS,  
TBSTC,  
TBSTCM,  
TBSTTS,  
TSHC,  
TSHR,  
TSHS,  
TSHSCM,  
TTSHC,  
TTSHR,  
TTSHS,  
TTSHSM



Products cut to specific sizes are uncancellable/nonreturnable

Parts are subject to change without notice

LSSHS-5-D-04 SERIES

.050x.050 cl Dual Row  
Socket Strip - Low Profile

07 FEB 07

Scale  
NTS

UNLESS OTHERWISE SPECIFIED  
DIMENSIONS IN INCHES (MM)  
TOLERANCES ARE:

ONE PLACE DECIMALS ±.100  
TWO PLACE DECIMALS ±.010  
THREE PLACE DECIMALS ±.005  
FOUR PLACE DECIMALS ±.0020

ANGLES  
±3°



4235 Earnings Way, New Albany, Indiana, 47150, USA  
1-800-782-3486 (USA/Canada/Mexico)  
Tel: 812-944-7244  
Fax: 812-944-7268  
E-mail: mle@mlelectronics.com  
Web: www.mlelectronics.com

Revision  
C

Sheet  
1/2

# Revisions

Revision B - (2nd May 2008)

Plating styles 'GT' and 'H' removed

Revision C - (5th March 2010)

Footprint dimension changed

Was .197" (5.00mm)

Now .177" (4.50mm)

LSSHS-5-D-04 SERIES

.050x.050 cl Dual Row  
Socket Strip - Low Profile

07 FEB 07

Scale  
NTS

UNLESS OTHERWISE SPECIFIED  
DIMENSIONS IN INCHES (MM)  
TOLERANCES ARE:

ONE PLACE DECIMALS ±.100  
TWO PLACE DECIMALS ±.010  
THREE PLACE DECIMALS ±.005  
FOUR PLACE DECIMALS ±.0020

ANGLES  
±3°



4235 Earnings Way, New Albany, Indiana, 47150, USA  
1-800-782-3486 (USA/Canada/Mexico)  
Tel: 812-944-7244  
Fax: 812-944-7268  
E-mail: [mle@mlelectronics.com](mailto:mle@mlelectronics.com)  
Web: [www.mlelectronics.com](http://www.mlelectronics.com)

Revision  
C

Sheet  
2/2