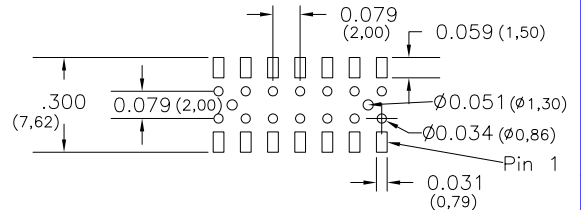
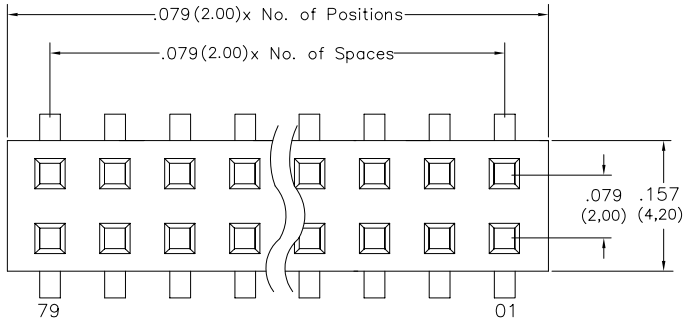
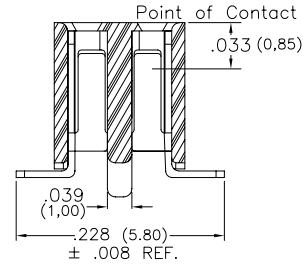
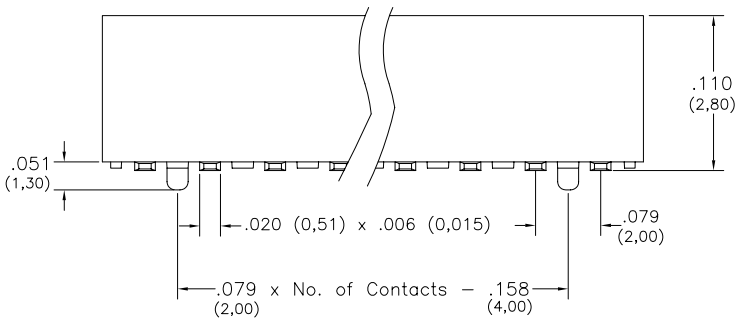


Major League Electronics .079 cl Low Profile - Surface Mount Box Contact - Vertical



Recommended P.C. Board Layout



Tails may be clipped to achieve desired pin length

Ordering Information

LSMBC-2 - - D - 02 - - V - - - - - - LF

Pins Per Row
01 - 40

Row Specification
D = Dual Row

Surface Mount

Lead Free

Alignment Pin
Leave blank if not needed
AP = With

Plating Options	
10µ Gold on Contact Area / Flash on Tail	G
Matte Tin All Over	T
10µ Gold on Contact Area / Matte Tin on Tail	GT
30µ Gold on Contact Area / Matte Tin on Tail	H
Gold Flash over Entire Pin	F

Vertical

Packing Information

TR-P = Tape and Reel with Plastic Pick and Place pad
TB-P = Tube with Plastic Pick and Place pad
TB-0 = Tube without Pick and Place Pad
*If left blank, packaging at MLE's discretion
Pad may be metal, mylar or plastic*

Polarized Position

Leave blank if not needed
If required, specify empty pin position, e.g. 012 for Pin 12

Mates with:

BSTC,
BSTCM,
BSTCR,
BSTCRSM,
BSTS,
TBSTC,
TBSTCM,
TBSTS,
TSHC,
TSHCR,
TSHCRE,
TSHCRSM,
TSHR,
TSHRE,
TSHS,
TSHSCM,
TTSHC,
TTSHCR,
TTSHCRE,
TTSHR,
TTSHRE,
TTSHS,
TTSHSM

Specifications

Insertion Force - Single Contact only - H Plating:
1.8oz. (0.50N) avg with .0197 (0.50mm) sq. pin
Withdrawal Force - Single Contact only - H Plating:
0.6oz. (0.17N) avg with .0197 (0.50mm) sq. pin
Current Rating: 2.0 Ampere
Insulation Resistance: 1000MΩ Min.
Dielectric Withstanding: 500V AC
Contact Resistance: 20 mΩ Max.
Operating Temperature: -40°C to + 105°C
Max. Process Temperature:
Peak: 260°C up to 10 secs.
Process: 230°C up to 60 secs.
Wave: 260°C up to 6 secs.
Reflow: 260°C up to 10 secs.
Manual Solder: 350°C up to 5 secs.

Materials

Contact Material: Phosphor Bronze
Insulator Material: Nylon 6T
Plating: Au or Sn over 50µ" (1,27) Ni

Products cut to specific sizes are uncancellable/nonreturnable

Parts are subject to change without notice

LSMBC-2-DV SERIES

.079 cl Dual Row - Vertical - Dual Entry
Low Profile - Surface Mount Box Contact

13 FEB 07

Scale
NTS

UNLESS OTHERWISE SPECIFIED
DIMENSIONS IN INCHES (MM)
TOLERANCES ARE:

ONE PLACE DECIMALS ±.100
TWO PLACE DECIMALS ±.010
THREE PLACE DECIMALS ±.005
FOUR PLACE DECIMALS ±.0020
ANGLES
±.5°



4235 Earnings Way, New Albany, Indiana, 47150, USA
1-800-782-3486 (USA/Canada/Mexico)

Tel: 812-944-7244

Fax: 812-944-7268

E-mail: mle@mlelectronics.com

Web: www.mlelectronics.com

Edition
1

Sheet
1/1