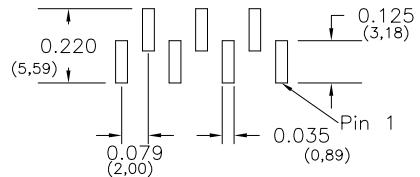
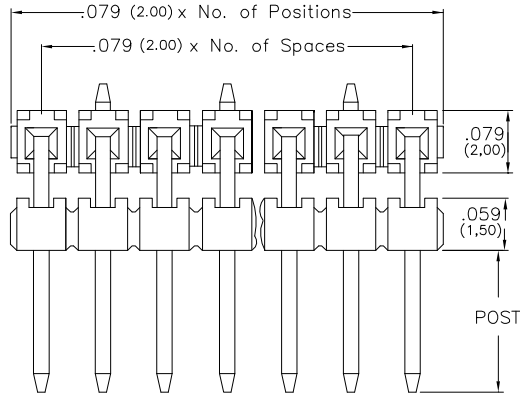
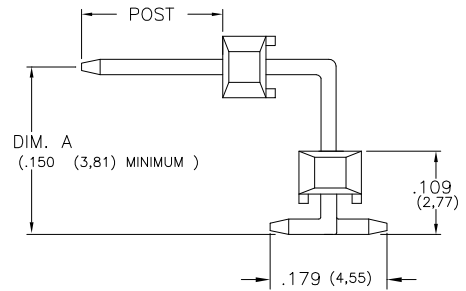
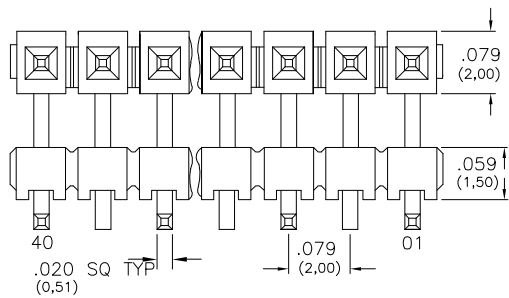


Major League Electronics .079 cl Board Stacker Terminal Strips - Right Angle - Custom - Surface Mount



Recommended P.C. Board Layout



Length (L) - Dim. A - .173 (4.39) = Post (P)

Tails may be clipped to achieve desired pin length

Ordering Information

BSTCRSM-2 [] - S - [] - [] - [] - [] - [] - S - [] - [] - LF

Pins Per Row
01 - 40
Row Specification
S = Single Row

Desired Post Height
Please specify
e.g. .100 (2.54) = 100

Pin Options		
Overall Pin Length		
.397	10.06mm	02
.417	10.59mm	04
.456	11.58mm	05
.555	14.10mm	06
.575	14.61mm	08
.594	15.09mm	10

Packing Information
TR-P = Tape and Reel with Plastic Pick and Place pad
TB-P = Tube with Plastic Pick and Place pad
TB-0 = Tube without Pick and Place Pad
if left blank, packaging at MLE's discretion
Pad may be metal, mylar or plastic

Footprint
S = pin 1 left

Polarized Position
Leave blank if not needed
If required, specify empty pin position, e.g. 012 for Pin 12

Dim. A
Please specify
e.g. .100 (2.54) = 100

Plating Options	
T	10µ Gold on Contact Area / Flash on Tail
G	Matte Tin All Over
GT	10µ Gold on Contact Area / Matte Tin on Tail
H	30µ Gold on Contact Area / Matte Tin on Tail
F	Gold Flash over Entire Pin

Specifications

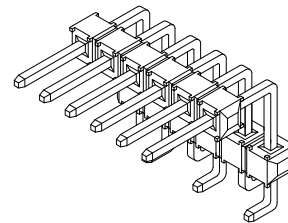
Current Rating: 3.0 Ampere
Insulation Resistance: 1000MΩ Min.
Dielectric Withstanding: 500V AC
Contact Resistance: 20 mΩ Max.
Operating Temperature: -40°C to + 105°C
Max. Process Temperature:
Peak: 260°C up to 10 secs.
Process: 230°C up to 60 secs.
Wave: 260°C up to 6 secs.
Reflow: 260°C up to 10 secs.
Manual Solder: 350°C up to 5 secs.

Materials

Contact Material: Phosphor Bronze
Insulator Material: Nylon 6T
Plating: Au or Sn over 50µ" (1.27) Ni

Mates with:

BCSS,
BSSH,
BSSHC,
BSSQ,
BSSQC,
BSSQM,
LSMBC,
LSSHSM,
SMBC,
SSHQ,
SSHQR,
SSHR,
SSHS,
SSHSM,
ULSMBC



Products cut to specific sizes are uncancellable/nonreturnable

Parts are subject to change without notice

BSTCRSM-2-SS SERIES

.079 cl Single Row - Right Angle - Surface Mount
Board Stacker Terminal Strips - Custom

13 FEB 07

Scale
NTS

UNLESS OTHERWISE SPECIFIED
DIMENSIONS IN INCHES (MM)
TOLERANCES ARE:

ONE PLACE DECIMALS ±.100
TWO PLACE DECIMALS ±.010
THREE PLACE DECIMALS ±.005
FOUR PLACE DECIMALS ±.0020
ANGLES
±5°



4235 Earnings Way, New Albany, Indiana, 47150, USA
1-800-782-3486 (USA/Canada/Mexico)

Tel: 812-944-7244
Fax: 812-944-7268

E-mail: mle@mlelectronics.com
Web: www.mlelectronics.com

Edition
1

Sheet
1/1