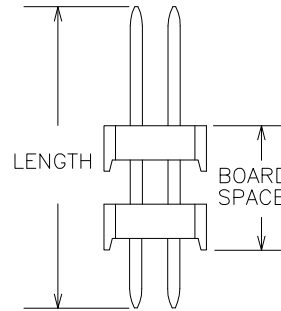
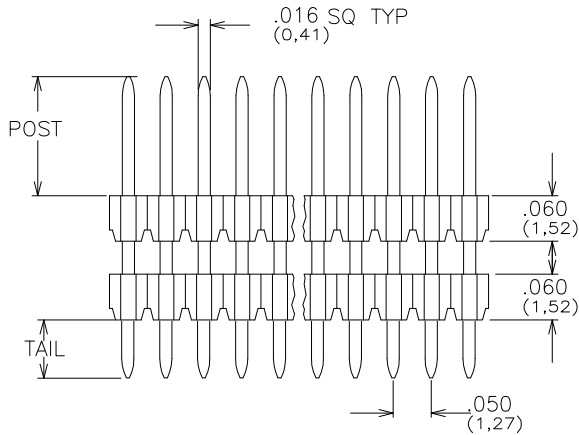
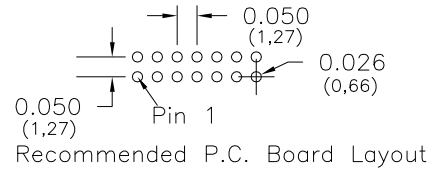
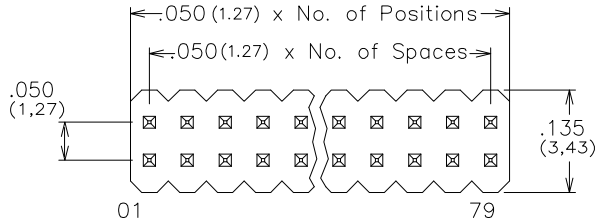


Major League Electronics .050x.050 cl Board Stacker Terminal Strips - Custom



Length – Board Space – Tail = Post

Tails may be clipped to achieve desired pin length

Ordering Information

BSTC-5 [X] - D - [X] - [X] - [X] - [X] - [X] - LF

Pins Per Row
01 - 40

Row Specification
D = Dual Row

Desired Tail Length
Please specify
e.g. .200 (5.08) = 200

Lead Free

Polarized Position

Leave blank if not needed

If required, specify empty pin position, e.g. 012 for Pin 12

Desired Board Space

Please specify
e.g. .200 (5.08) = 200

Pin Options	
Length	
.328	8.32mm 06
.430	10.92mm 08
.480	12.19mm 10
.530	13.46mm 12
.580	14.73mm 14
.630	16.00mm 16
.680	17.27mm 18
.730	18.54mm 20
.780	19.81mm 22
.830	21.08mm 24

Plating Options	
G	10µ Gold on Contact Area / Flash on Tail
T	Matte Tin All Over
GT	10µ Gold on Contact Area / Matte Tin on Tail
H	30µ Gold on Contact Area / Matte Tin on Tail
F	Gold Flash over Entire Pin

Specifications

Current Rating: 1.0 Ampere

Insulation Resistance: 1000MΩ Min.

Dielectric Withstanding: 300V AC

Contact Resistance: 20 mΩ Max.

Operating Temperature: -40°C to + 105°C

Max. Process Temperature:

Peak: 260°C up to 10 secs.

Process: 230°C up to 60 secs.

Wave: 260°C up to 6 secs.


Manual Solder: 350°C up to 5 secs.

Materials

Contact Material: Phosphor Bronze

Insulator Material: Nylon 6T

Plating: Au or Sn over 50µ" (1.27) Ni



Mates with:
LSSH,
SMSS,
SSH

Products cut to specific sizes are uncancellable/nonreturnable

Parts are subject to change without notice

BSTC-5-D SERIES

.050x.050 cl Dual Row - Custom Board Stacker Terminal Strips

08 FEB 07

Scale
NTS

UNLESS OTHERWISE SPECIFIED
DIMENSIONS IN INCHES (MM)
TOLERANCES ARE:

ONE PLACE DECIMALS ±.100
TWO PLACE DECIMALS ±.010
THREE PLACE DECIMALS ±.005
FOUR PLACE DECIMALS ±.0020

ANGLES
±5°



4235 Earnings Way, New Albany, Indiana, 47150, USA
1-800-782-3486 (USA/Canada/Mexico)

Tel: 812-944-7244

Fax: 812-944-7268

E-mail: mle@melectronics.com

Web: www.melectronics.com

Edition
1

Sheet
1/1