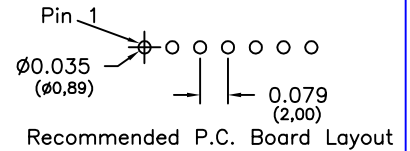
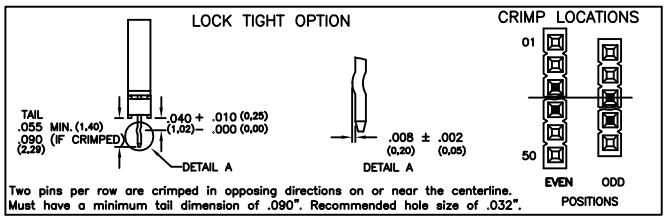
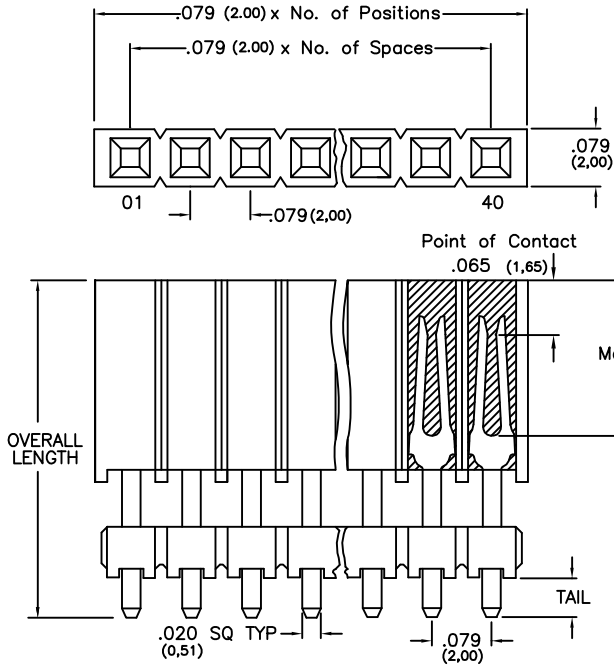


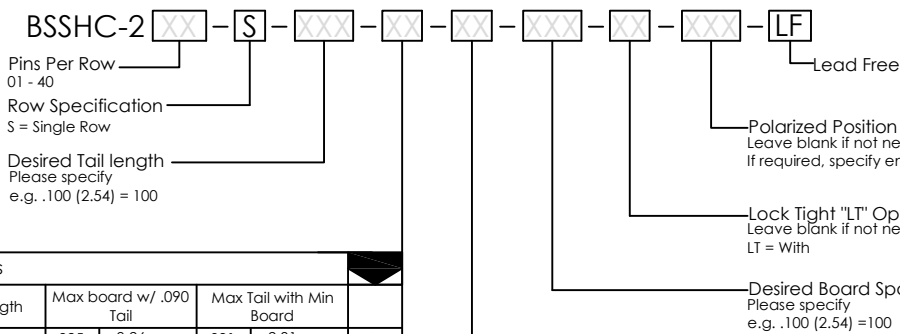
Major League Electronics .079 cl Board Stacker Socket Strips - Custom



Length (L) – Board Space (B) = Tail Length (T)

Tails may be clipped to achieve desired pin length

Ordering Information



Pin Options						
Overall Length	Max board w/ .090 Tail	Max Tail with Min Board				
.415	10.54mm	.325	8.26mm	.091	2.31mm	06
.478	12.14mm	.388	9.85mm	.159	4.04mm	07
.573	14.55mm	.483	12.27mm	.249	6.32mm	08
.723	18.36mm	.633	16.08mm	.399	10.13mm	10

Plating Options	
G	10µ Gold on Contact Area / Flash on Tail
T	Matte Tin All Over
GT	10µ Gold on Contact Area / Matte Tin on Tail
H	30µ Gold on Contact Area / Matte Tin on Tail
F	Gold Flash over Entire Pin

Specifications

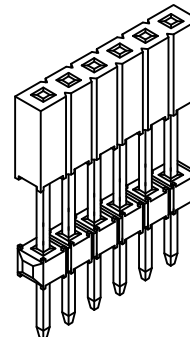
Insertion Force - Single Contact only - H Plating:
4oz. (1,11N) avg with .079 (2.00mm) sq. pin
Withdrawal Force - Single Contact only - H Plating:
3oz. (0,83N) avg with .079 (2.00mm) sq. pin
Current Rating: 2.0 Ampere
Insulation Resistance: 1000MΩ Min.
Dielectric Withstanding: 500V AC
Contact Resistance: 10 mΩ Max.
Operating Temperature: -40°C to + 105°C
Max. Process Temperature:
Peak: 260°C up to 10 secs.
Process: 230°C up to 60 secs.
Wave: 260°C up to 6 secs.
Manual Solder: 350°C up to 5 secs.

Materials

Contact Material: Phosphor Bronze
Insulator Material: Nylon 6T
Plating: Au or Sn over 50µ" (1,27) Ni

Mates with:

BSTC,
BSTCM,
BSTCR,
BSTCRSM,
BSTS,
TBSTC,
TBSTCM,
TBSTS,
TBSTCM,
TBSTS,
TSHC,
TSHCR,
TSHCRE,
TSHCRSM,
TSHR,
TSHRE,
TSHS,
TSHSCM,
TTSHC,
TTSHCR,
TTSHCRE,
TTSHR,
TTSHRE,
TTSHS,
TTSHSM



Products cut to specific sizes are uncancellable/nonreturnable

Parts are subject to change without notice

BSSHHC-2-S SERIES

.079 cl Single Row - Custom Board Stacker Socket Strips

15 FEB 07

Scale NTS

UNLESS OTHERWISE SPECIFIED DIMENSIONS IN INCHES (MM) TOLERANCES ARE:

ONE PLACE DECIMALS ±.100
TWO PLACE DECIMALS ±.010
THREE PLACE DECIMALS ±.005
FOUR PLACE DECIMALS ±.0020



4235 Earnings Way, New Albany, Indiana, 47150, USA
1-800-782-3486 (USA/Canada/Mexico)
Tel: 812-944-7244
Fax: 812-944-7268
E-mail: mle@mlelectronics.com
Web: www.mlelectronics.com


Revision B

Sheet 1/2

Revisions

Revision B - 26th Mar 2009

New 'Pin Options' box added to ordering grid.

UNLESS OTHERWISE SPECIFIED DIMENSIONS IN INCHES (MM) TOLERANCES ARE:		BSSHHC-2-S SERIES		.079 cl Single Row - Custom Board Stacker Socket Strips		15 FEB 07		Scale NTS	
ONE PLACE DECIMALS ±.100 TWO PLACE DECIMALS ±.010 THREE PLACE DECIMALS ±.005 FOUR PLACE DECIMALS ±.0020 ANGLES ±5°				4235 Earnings Way, New Albany, Indiana, 47150, USA 1-800-782-3486 (USA/Canada/Mexico) Tel: 812-944-7244 Fax: 812-944-7268 E-mail: mle@mlelectronics.com Web: www.mlelectronics.com		Revision B		Sheet 2/2	